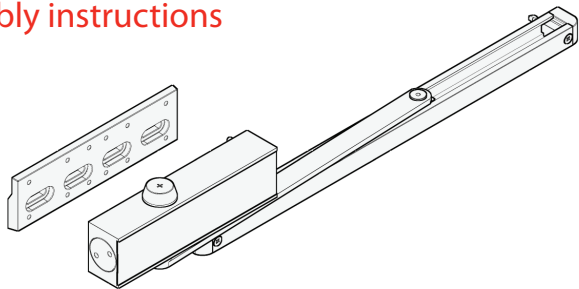


1034FLN / 1034BSN

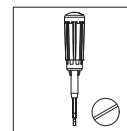
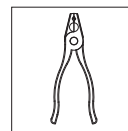
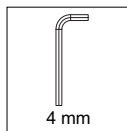
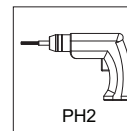
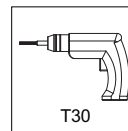
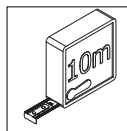
assembly instructions



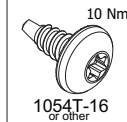
93 212 991 rev. 02-04-2013

1

Needed tools



Needed fixing materials



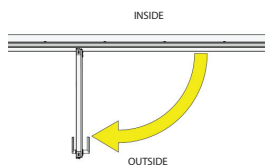
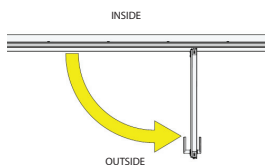
93 212 991 rev. 02-04-2013

2

This manual is based on a RIGHT HANDED DOOR!

RIGHT HANDED DOOR

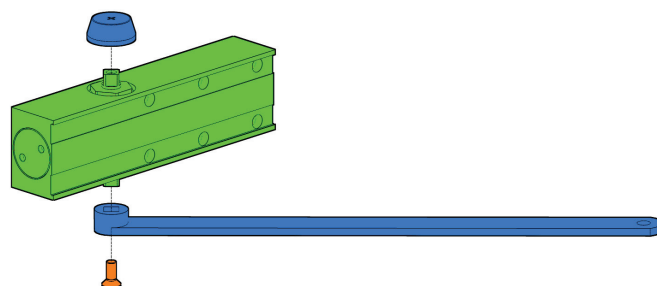
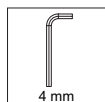
LEFT HANDED DOOR



MAX. OPENING ANGLE 90°

93 212 991 rev. 02-04-2013



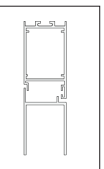
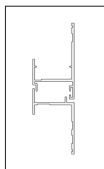
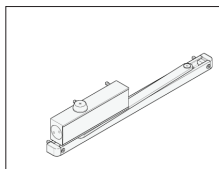
3



93 212 991 rev. 02-04-2013

4

Safestep (80PS strut) Sidestep Doublestep Safestep (1033PS) IND

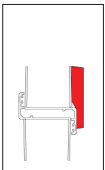
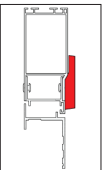
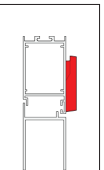
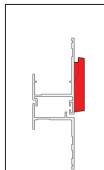
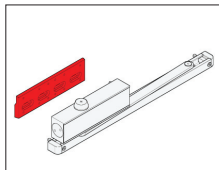


Page 6

Page 6

Page 8

Page 8



Page 7

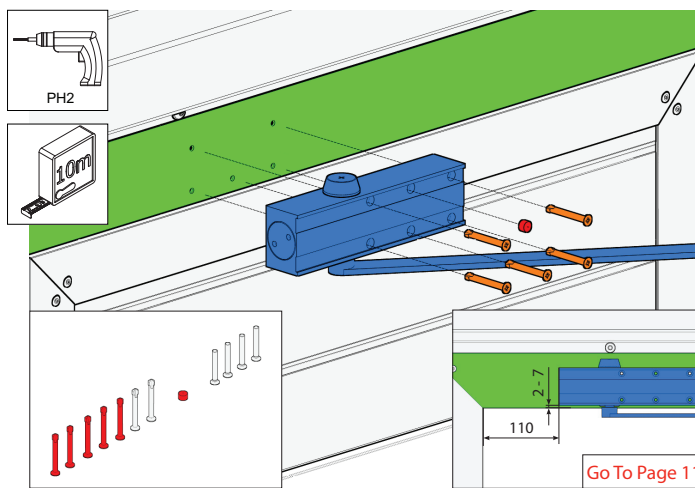
Page 7

Page 8

Page 8

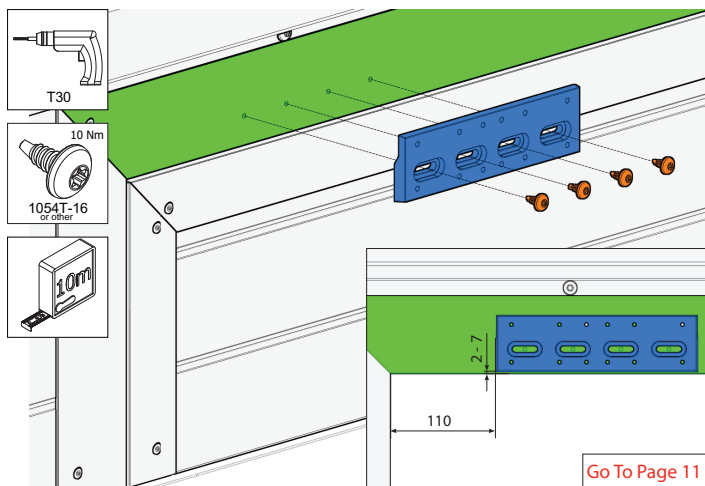
93 212 991 rev. 02-04-2013

5



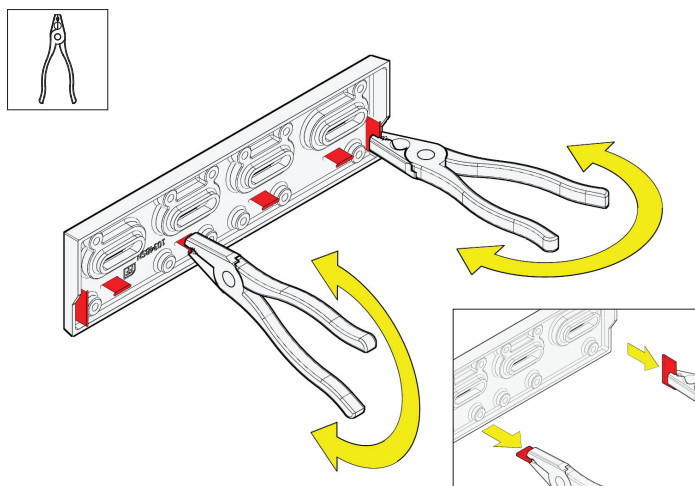
93 212 991 rev. 02-04-2013

6



93 212 991 rev. 02-04-2013

7



93 212 991 rev. 02-04-2013

8

